




Kids'
English
Start-up

Table of Contents

The Alphabet.....	3
Unit 1 A and B / Hi! Hello!.....	4
Unit 2 C and D / What's your name?	6
Unit 3 E and F / How are you?	10
Unit 4 G and H / How old are you?	12
Unit 5 I and J / Toys.....	16
Unit 6 K and L / Clothes and Things	19
Unit 7 M and N / Shapes	24
Unit 8 O and P / More Shapes.....	27
Unit 9 Q and R / Counting 1 to 5.....	32
Unit 10 S and T / Counting 6 to 10.....	35
Unit 11 U and V / Colors	39
Unit 12 W and X / More Colors	42
Unit 13 Y and Z / Counting 11 to 15.....	46
Unit 14 Things for School / Counting 16 to 20.....	49
Unit 15 Birds in the Zoo / It's a.....	56
Unit 16 Animals in the Zoo / What Is It?	58
Unit 17 Vehicles and Transportation / It's a... ..	61
Unit 18 Parts of the Body / This is.....	64
Unit 19 Things I Can Do / My Talents.....	68
Unit 20 Basic Classroom Commands.....	71
Unit 21 Food and Drink / I like... ..	73

The Alphabet

Aa	Bb	Cc	Dd
Ee	Ff	Gg	Hh
Ii	Jj	Kk	Ll
Mm	Nn	Oo	Pp
Qq	Rr	Ss	Tt
Uu	Vv	Ww	Xx
Yy	Zz		



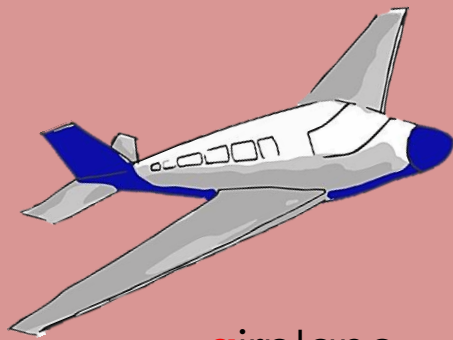
Unit
1

A and B / Hi! Hello!


Aa



apple




airplane



ant

Bb



banana



bee



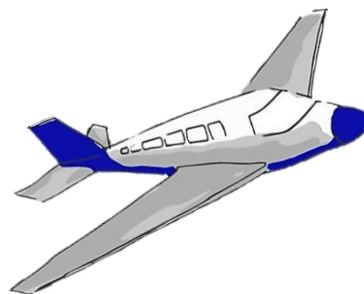



ball

Hi! Hello!

Practice the conversation.



Point and say.



Unit
2

C and D / What's your name?


Cc



cat



candy



cake


Dd



dog





donut






duck

What's your name?

Practice the conversation.






Point and say.




Let's Review!

Point and say.




Listen and point.


1.




2.





3.



4.




Practice the conversation.



Unit
3

E and F / How are you?

Ee



elephant



elf



egg


Ff



fox




fairy



flower

How are you?

Practice the conversation.



Point and say.



Unit
4

G and H / How old are you?

Gg



gift



goat

grapes




Hh



hamster




house




hat

How old are you?

Practice the conversation.





Point and say.




Let's Review!

Point and say.



Listen and point.

1.



2.



3.




4.



Practice the conversations.


1.




2.



3.



4.



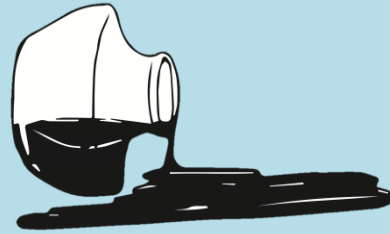
Unit
5

I and J / Toys

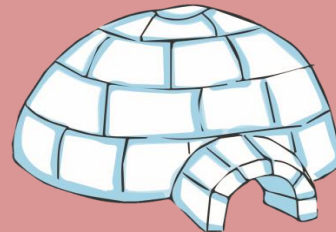
Ii



ice cream




ink




igloo

Jj



jellyfish



juice



jar

Toys



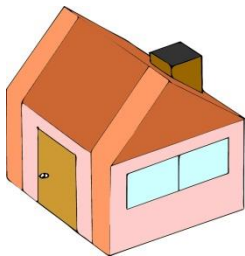
1. puppet



2. doll




3. teddy bear



4. doll house




5. jump rope



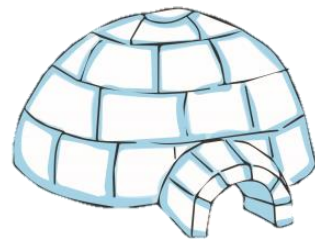


6. toy train

Use the words in a sentence.



Point and say.



Make a sentence.

1.




It's a doll.

2.



It's a _____.

3.



It's a _____.

4.



It's a _____.


Unit
6

K and L / Clothes and Things

Kk



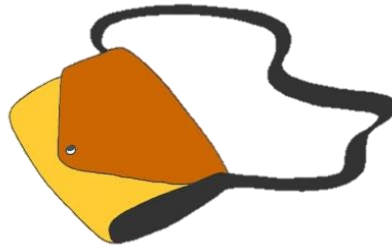
Ll



Clothes and Things



1. hat



2. bag



3. watch



4. dress




5. necklace







6. jacket

Use the words in a conversation.



Point and say.



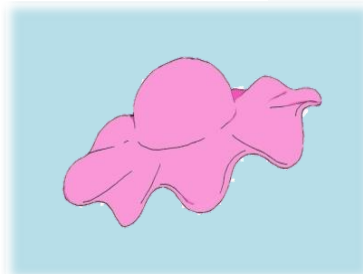
Ask and say.

1. What is it?



It's a watch.

2. What is it?



It's a _____.

3. What is it?



It's a _____.

4. What is it?



_____.


Let's Review!

Point and say.





Listen and point.


1.



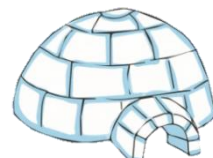

2.



3.



4.



Make a sentence.

1.



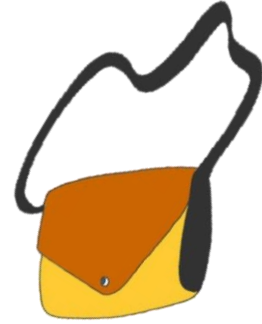
It's a puppet.

2.



It's a _____.


3.



It's a _____.

Ask and say.

1. What is it?




It's a hat.

2. What is it?



It's a _____.



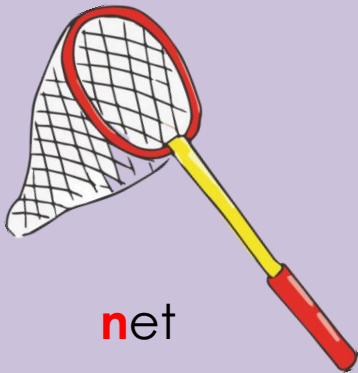
3. What is it?



It's a _____.

Unit
7

M and N / Shapes

Mm**m**onkey**m**elon**m**ilk**Nn****n**et**n**otebook**n**est

Shapes

1.



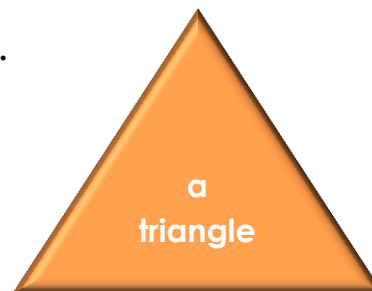
2.



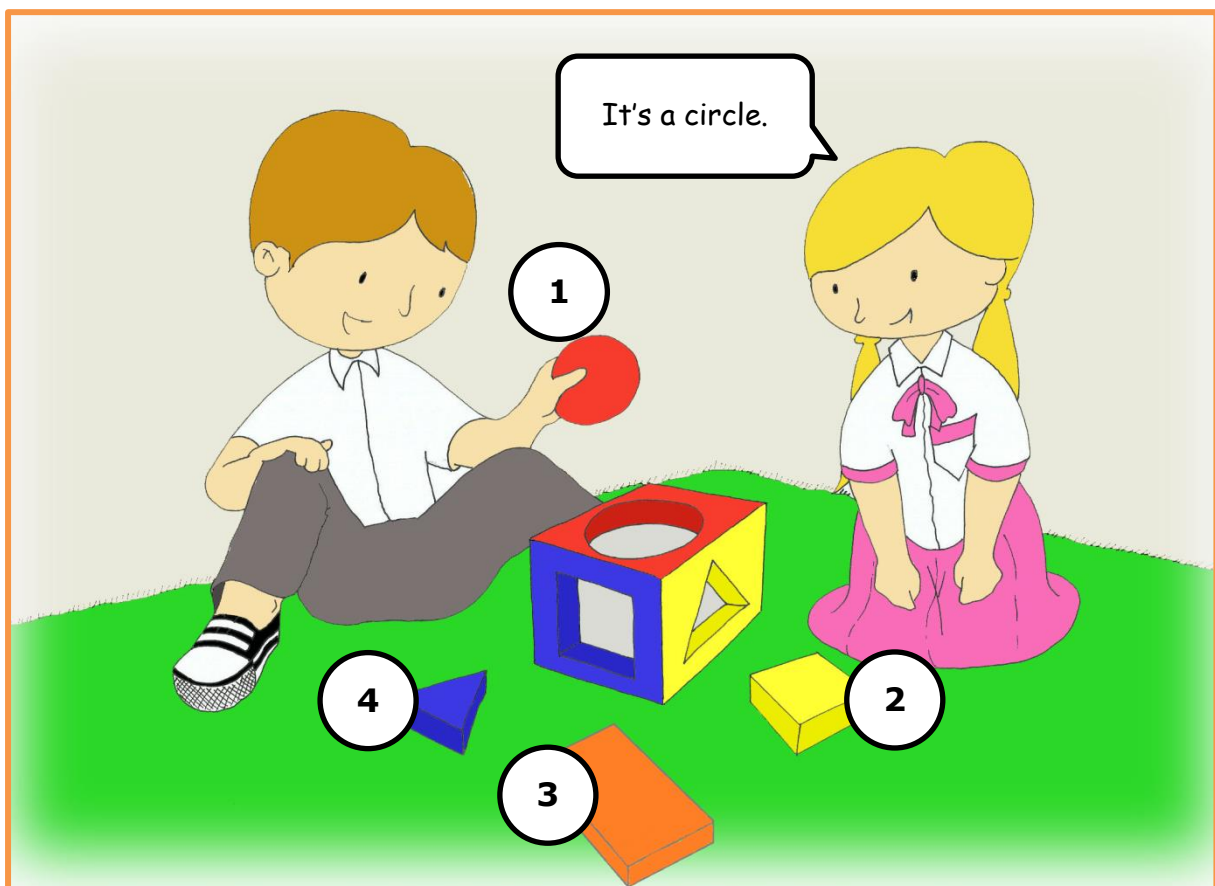
3.



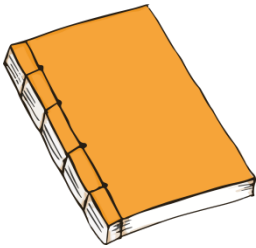



4.



Use the words in a sentence.



Point and say.



Make a sentence.

1.




It's a rectangle.

2.




It's a _____.

3.



It's a _____.

4.




It's a _____.

Unit
8

O and P / More Shapes


Oo



o**ctopus**



o**wl**




o**range**


Pp



p**anda**


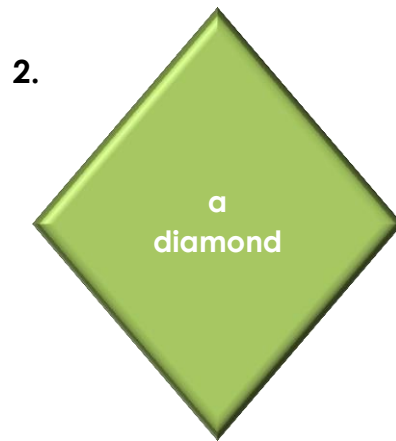


p**ig**




p**ie**





More Shapes



Use the words in a conversation.




Point and say.



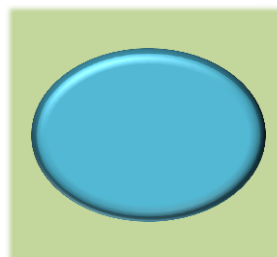
Ask and say.

1. What is it?




It's a heart.

2. What is it?



It's a/an _____.

3. What is it?



It's a/an _____.




4. What is it?



It's a/an _____.


Let's Review!

Point and say.



Listen and point.

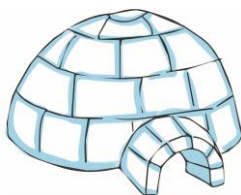

1.




2.



3.




4.



Make a sentence.

1.



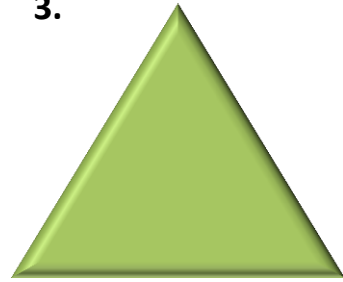
It's a _____.

2.



It's a _____.


3.



It's a _____.


Ask and say.

1. What is it?




It's a/an _____.

2. What is it?



It's a/an _____.

3. What is it?



It's a/an _____.

Unit
9

Q and R / Counting 1 to 5


Qq



queen




question mark



quail


Rr



robot



rainbow



rabbit


Counting 1 to 5

1



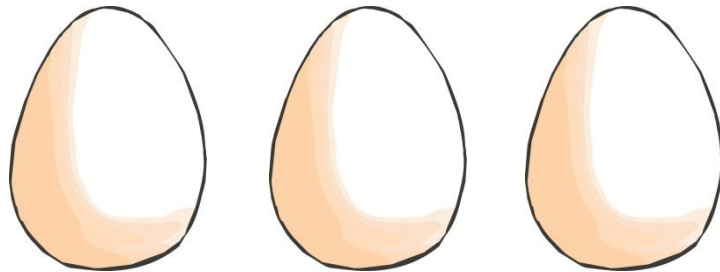
one apple

2




two bananas

3




three eggs

4







four flowers

5



five candies

Point and say.



Point and count.

1

2

3

4

5

Unit
10

S and T / Counting 6 to 10


Ss



soup




snake




sun

Tt



tiger



table




telephone


Counting 6 to 10

6


six oranges

**7**


seven bees

**8**


eight hats

**9**



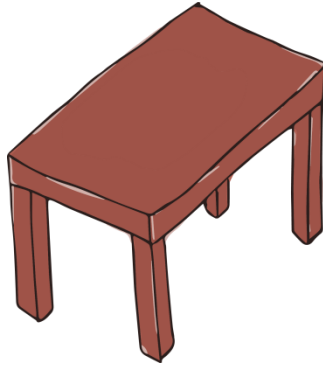

nine balls

**10**

ten kites



Point and say.



Point and count.

6

7

8


9

10

Let's Review!


Count and say.

1.




___ pigs

2.




___ ants

3.




___ hats

4.




___ tigers

5.



___ monkey

6.




___ balls

Unit
11

U and V / Colors


Uu



unicorn



umbrella



unicycle


Vv



vest




vase




violin


Colors



Use the words in a sentence.



Point and say.




Make a sentence.

1.



It's blue.

2.



It's ____.

3.



It's ____.

4.




It's ____.


Unit
12

W and X / More Colors

Ww



whale

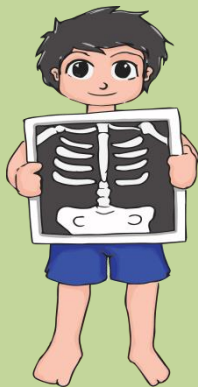


watermelon



watch


Xx



X-ray



xylophone



X-ray fish

More Colors



1. orange



2. pink



3. white



4. black




5. brown





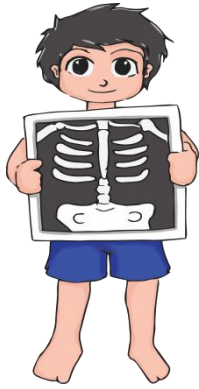


6. violet

Use the words in a conversation.



Point and say.



Ask and say.

1. What color is it?



It's orange.

2. What color is it?



It's _____.

3. What color is it?



It's _____.





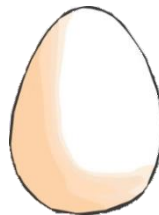



4. What color is it?



It's _____.

Let's Review!

Point and say.



Unit
13


Y and Z / Counting 11 to 15

Yy



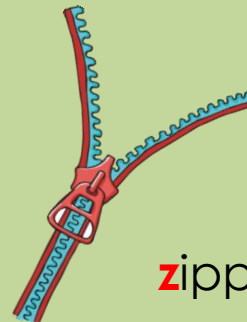
yak

yacht




yo-yo

Zz



zipper





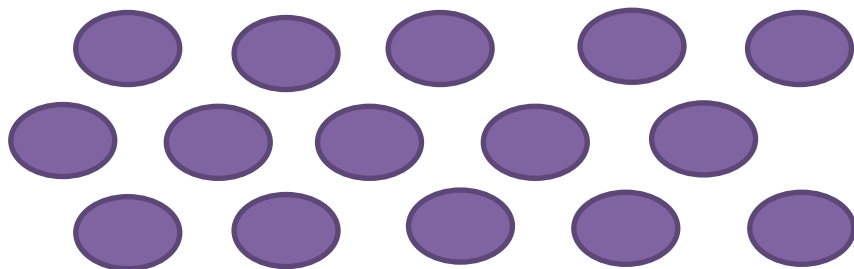


zebra



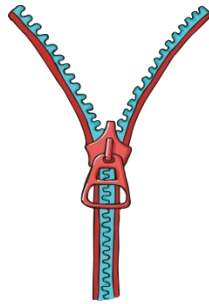



zigzag

Counting 11 to 15

11eleven
stars**12**twelve
clouds**13**thirteen
hearts**14**fourteen
triangles**15**fifteen
ovals

Point and say.



Point and count.

11

12

13

14

15

Unit
14

Things for School / Counting 16 to 20



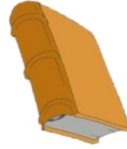
1. pencil



2. eraser



3. crayon



4. book




5. ruler



6. notebook



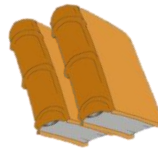
pencils



erasers



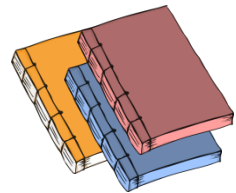
crayons



books




rulers




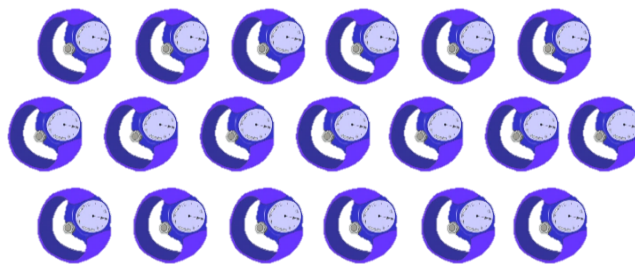


notebooks

Use the words in a conversation.



Counting 16 to 20

16sixteen
apples**17**seventeen
lemons**18**eighteen
leaves**19**nineteen
watches**20**twenty
gifts

Point and count.

16

17

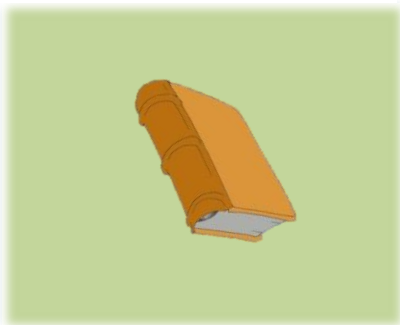
18

19

20


Ask, count, and say.

1. How many?



1 book

2. How many?



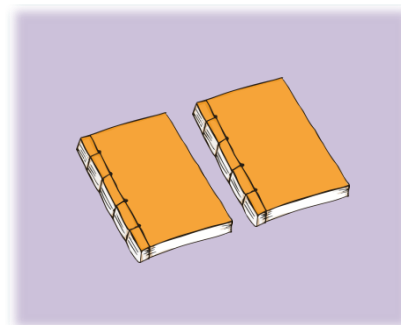
___ pencils

3. How many?




___ crayons

4. How many?




___ notebooks

5. How many?



6. How many?





Count and say.





Let's Review!

Practice the conversations.



Point and say. (Colors)



Count and say. (Counting 1 to 20)


10

___ dolls



20

___ eggs



The Alphabet

Aa 	Bb 	Cc 	Dd 
Ee 	Ff 	Gg 	Hh 
Ii 	Jj 	Kk 	Ll 
Mm 	Nn 	Oo 	Pp 
Qq 	Rr 	Ss 	Tt 
Uu 	Vv 	Ww 	Xx 
Yy 	Zz 		

Unit
15

Birds in the Zoo / It's a...



1. a penguin



2. a parrot



3. a swan




4. an eagle




penguins



parrots





swans




eagles

Use the words in a sentence.



Point and say.




Make a sentence.

1.



It's a swan.

2.




They're _____.

3.



_____.

4.




_____.

Unit
16


Animals in the Zoo / What Is It?



1. a monkey



2. a turtle




3. a giraffe




4. an alligator




monkeys



turtles







giraffes






alligators

Use the words in a conversation.




Point and say.



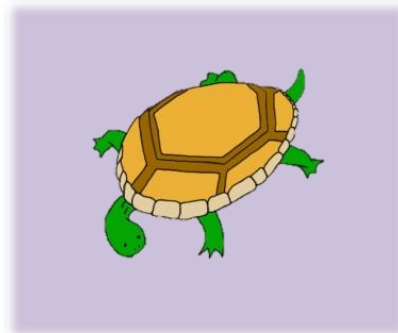
Ask and say.

1. What is it?



It's a/an _____.

2. What is it?




It's a/an _____.

3. What are they?



They're _____.

4. What are they?



They're _____.

Let's Review!


Make a sentence.

1.



It's a/an _____.

2.




It's a/an _____.

3.



They're _____.

4.



They're _____.

Practice the conversations.

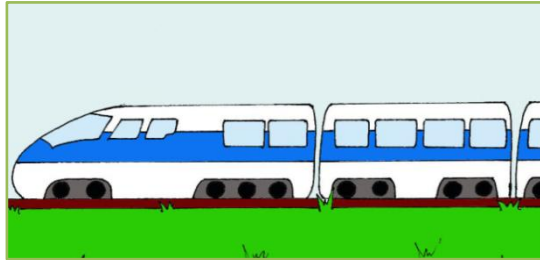


Unit
17

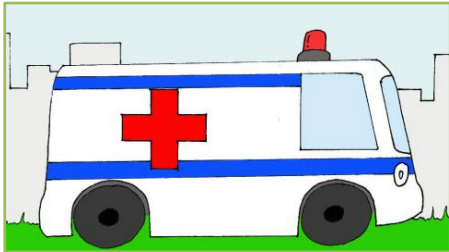
Vehicles and Transportation / It's a...




1. an airplane



2. a train

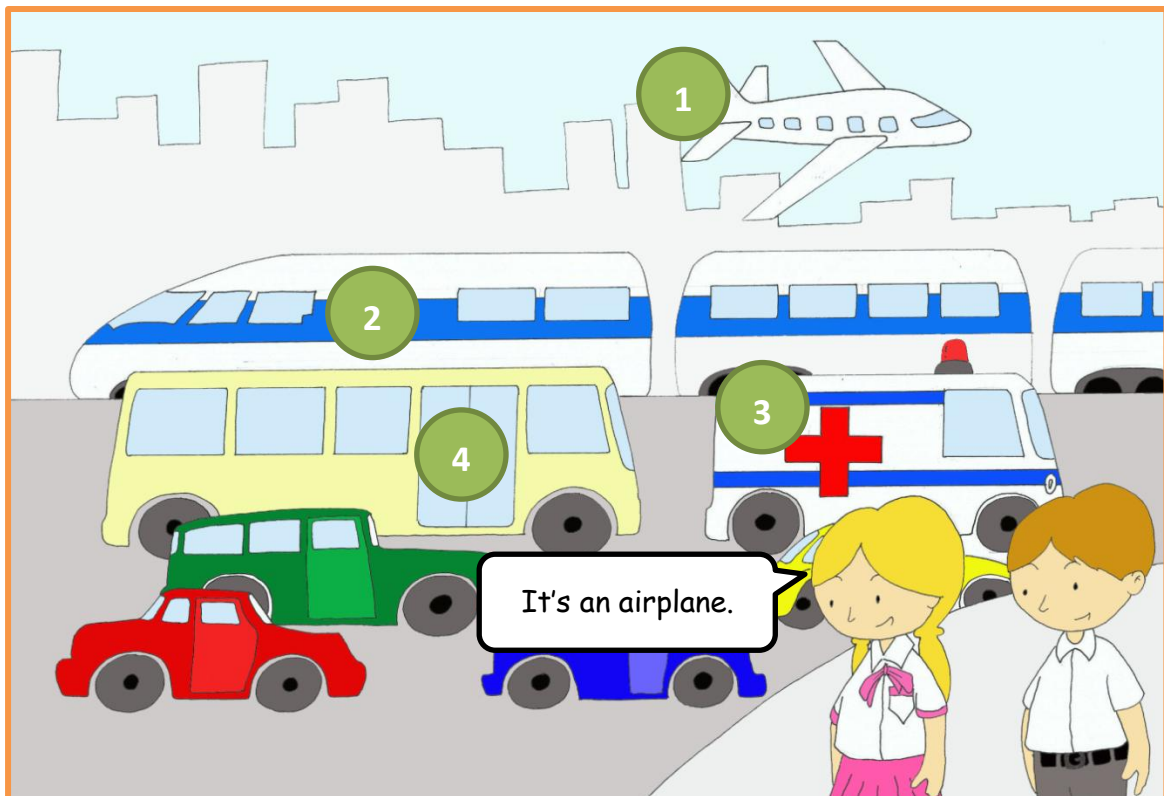


3. an ambulance




4. a bus

Use the words in a sentence.



More Vehicles and Transportation



1. a car



2. a motorcycle




3. a bicycle



4. a truck

Use the words in a conversation.



Listen and repeat.

Is it a truck?



No, it isn't.

Is it a bicycle?



No, it isn't.

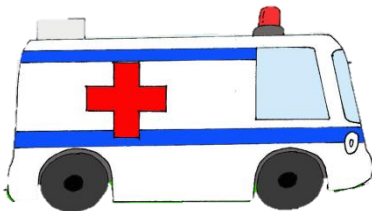
Is it an airplane?



No, it isn't.

Make a sentence.

1.



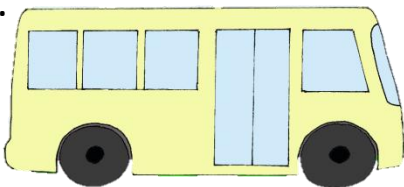
It's a/an _____.

2.



It's a/an _____.

3.



It's a/an _____.

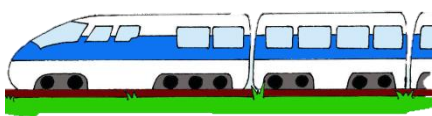
4.



It's a/an _____.

Ask and say.

1. Is it a train?



_____.

2. Is it an ambulance?



_____.

Unit
18

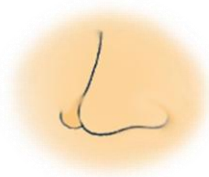
Parts of the Body / This is ...



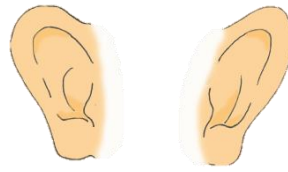
mouth



eyes




nose




ears


Use the words in a sentence.




This is my mouth.



This is my nose.




These are my ears.

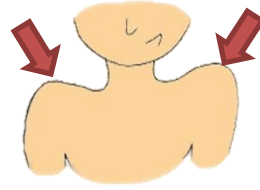


These are my eyes.

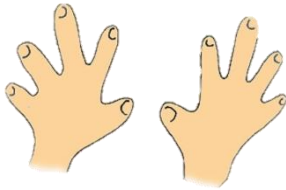
Other Parts of the Body



head



shoulders



hands



feet


Use the words in a sentence.




This is my head.



These are my shoulders.



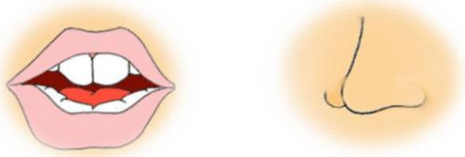
These are my hands.



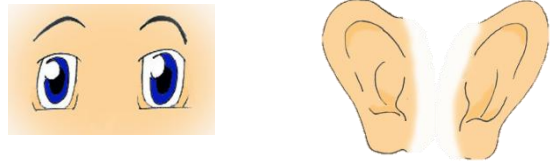
These are my feet.

Listen and point.

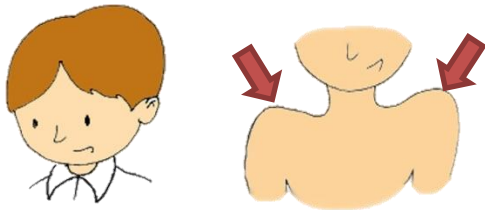
1.



2.



3.




4.




Make a sentence.

1.



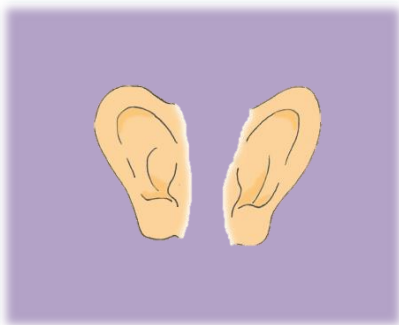
This is my nose.

2.



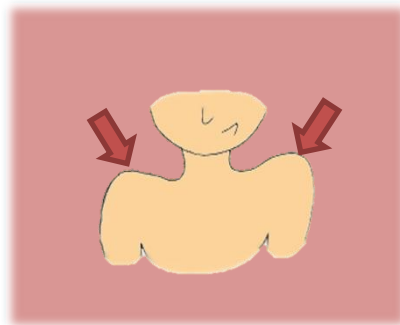
This is my _____.

3.



These are my _____.

4.




These are my _____.

Let's Review!

Ask and say.

1. Is it an airplane?



Yes, it is.

2. Is it a motorcycle?



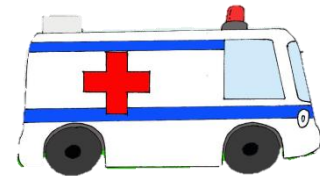
No, it isn't.

3. Is it a truck?



_____.

4. Is it a train?



_____.


Make a sentence.

1.




It's a _____.

2.



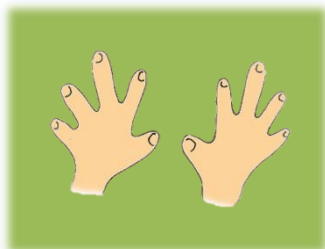
It's a _____.

3.



This is my _____.




4.



These are my _____.

Unit
19

Things I Can Do / My Talents



My Talents



1. play the guitar



2. sing



3. play the piano



4. dance




5. play the violin



6. paint

Practice the conversations.






Point and say.




Unit
20


Basic Classroom Commands



1. Sit down




2. Stand up




3. Raise your hand



4. Take out your book






5. Open your book




6. Close your book

Point and say.



Listen and do.



Sit down

Stand up

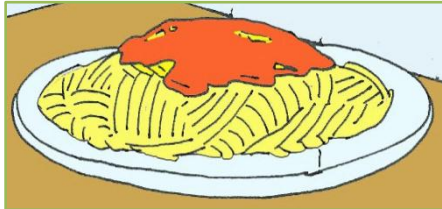


Open your book

Close your book

Unit
21


Food and Drink / I like...




spaghetti



cake




soda




banana split

Use the words in a sentence.






Listen and repeat.



Make a sentence.




Point and say.




More Food and Drink



juice



chicken







pizza


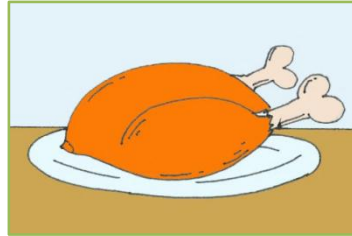



french fries



Practice the conversations.




Point and say.



Ask and say.







Make a sentence.



Let's Review!

Practice the conversations.



Kids' English Start-up

No part of this publication may be reproduced, distributed,
or transmitted in any form without the prior written permission of the publisher.

Copyright (C) 2015 UNHOOP Co., Ltd. All Rights Reserved.

