


Unit  
8

O and P / More Shapes


Oo



o**ctopus**



o**wl**




o**range**


Pp



p**anda**



p**ig**



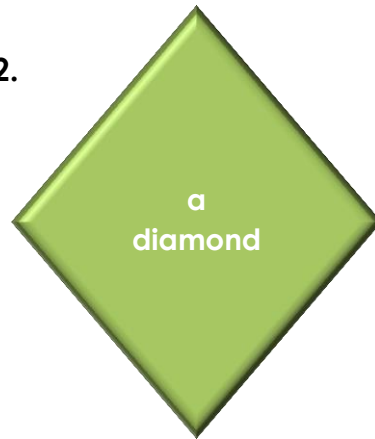
p**ie**

## More Shapes

1.



2.




3.







4.



Use the words in a conversation.



## Point and say.




## Ask and say.

1. What is it?




It's a heart.

2. What is it?



It's a/an \_\_\_\_\_.

3. What is it?



It's a/an \_\_\_\_\_.




4. What is it?



It's a/an \_\_\_\_\_.


## Let's Review!

Point and say.



Listen and point.

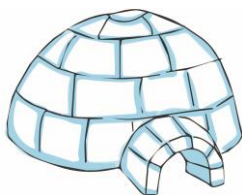

1.




2.



3.




4.



## Make a sentence.

1.



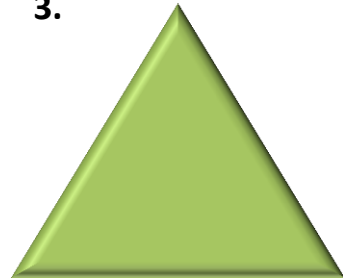
It's a \_\_\_\_\_.

2.



It's a \_\_\_\_\_.


3.



It's a \_\_\_\_\_.


## Ask and say.

1. What is it?




It's a/an \_\_\_\_\_.

2. What is it?



It's a/an \_\_\_\_\_.

3. What is it?



It's a/an \_\_\_\_\_.